

The image is a vertical composition. The top half shows a city skyline at dusk, with several tall buildings. On the left, a building with a grid-like facade is visible. In the center, a curved glass skyscraper reflects the sky. To the right, another tall glass building is partially visible. The sky is a mix of blue and orange. A white rectangular box with the text 'BELGIUM IN A SNAPSHOT' is centered over the middle of the image. The bottom half of the image shows a long-exposure photograph of a multi-lane bridge or highway at night. The bridge has blue corrugated metal railings. Streaks of red and white light from cars are visible on the road, leading towards the horizon. Some street signs and a pedestrian crossing are visible on the right side of the bridge.

BELGIUM IN A SNAPSHOT



Population: 11 Million



1 Country

Flanders
Brussels
Capital
Region
Wallonia

3 Regions



Multilingual



Capital of Europe



Open economy



Crossroad of cultures



Table of Contents



Ideally located in the heart of Europe



European and International decision-making centre



International talent pool and innovation centre



Global leader in...



Competitive real estate and cost of living



Business-friendly tax system



High quality of life

Ideally located at the heart of Europe

A stone's throw from major European cities and markets



High Speed Trains

- **Paris: 1h20**
18 direct connections/day
- **London: 1h55**
7 direct connections/day
- **Amsterdam: 1h50**
16 direct connections/day
- **Frankfurt: 3h**
5 direct connections /day
- Brussels airport located at **12 km from The Brussels city centre** – overall winner World Routes Awards 2018 (latest benchmark due to covid)
- More than **200 passenger connections**, Including 135 to other European cities
- **64 “cargo only”** destinations worldwide – ‘European Cargo Airport of the Year’, Payload Asia Awards 2021

Air connections

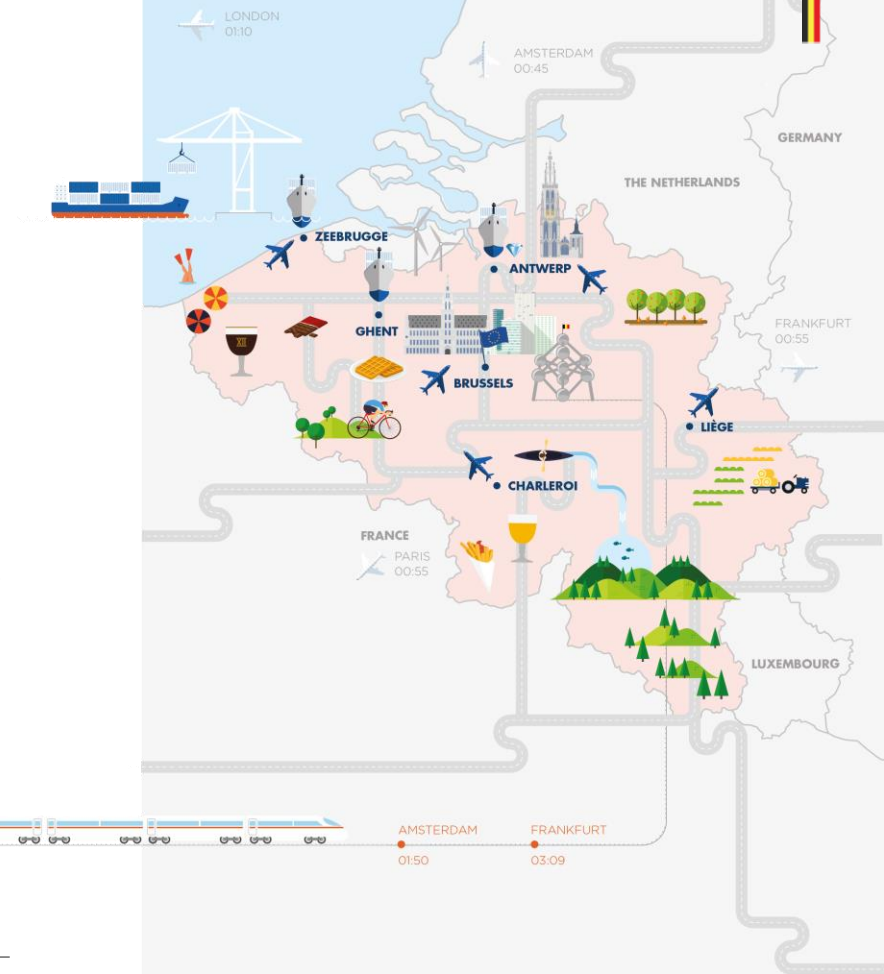


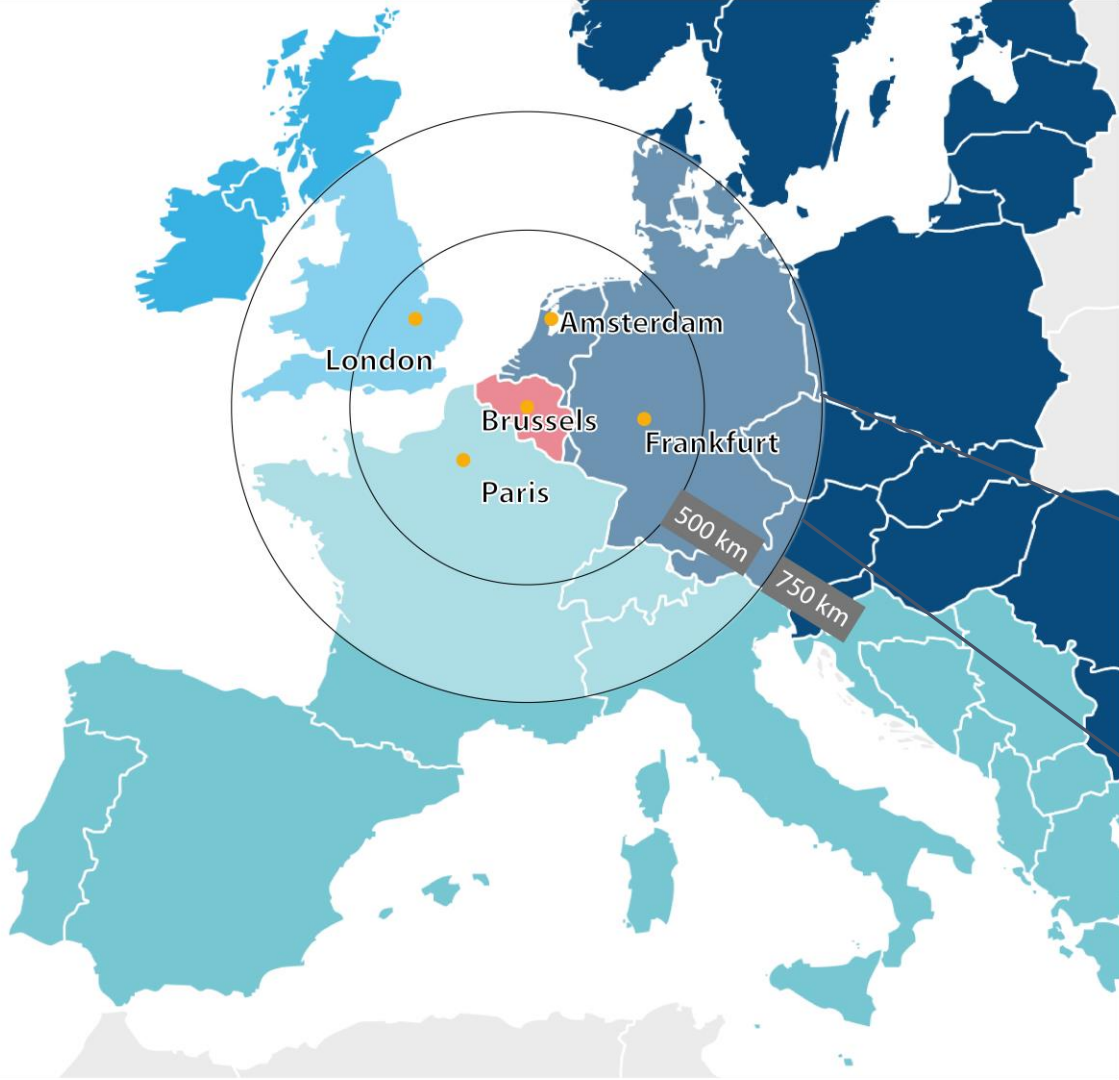
LONDON
02:00

PARIS
01:22

AMSTERDAM
01:50

FRANKFURT
03:09





**A stone's throw from
major European cities
and markets**

75%
of the EU market (GDP)

40%
of consumers



EU Institutions

- Council of the European Union
- European Parliament
- European Commission
- European Economic and Social Committee
- European Committee of the Regions
- European Council

International decision-making centre



NATO



1500 international
associations



1500 foreign
journalists



5000 +
diplomats

Direct access to :

- EU decision-makers
- EU financial instruments
- Important tender market



International talent pool and innovation centre

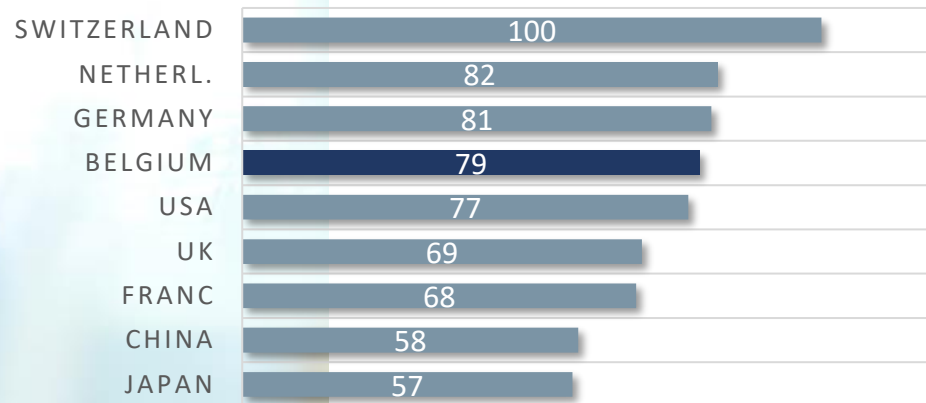
Innovation

	2005	2010	2015	2017	2020
1	Switzerland	Switzerland	Switzerland	Singapore	Switzerland
2	Sweden	Singapore	Singapore	Switzerland	Singapore
3	USA	Sweden	Belgium	Belgium	Belgium
4	Finland	Germany	Germany	Germany	Germany
5	Singapore	Finland	Finland	Sweden	Sweden
6	Netherlands	Netherlands	GB	USA	Denmark
7	Canada	Norway	Denmark	GB	Ireland
8	Denmark	Austria	Sweden	Denmark	USA
9	Belgium	USA	Austria	Ireland	Austria
10	Germany	Belgium	Netherlands	South Korea	Finland

Source: **Innovation Indicator 2020**. Published by the German Federation of Industry, the Innovation Indicator compares the innovation orientation and the innovative capability of 35 leading economies



Talent




Source: IMD World Talent Ranking , 2021 – Talent Competitiveness Ranking.



Multilingual

LANGUAGE SKILLS IMD TALENT REPORT 2016

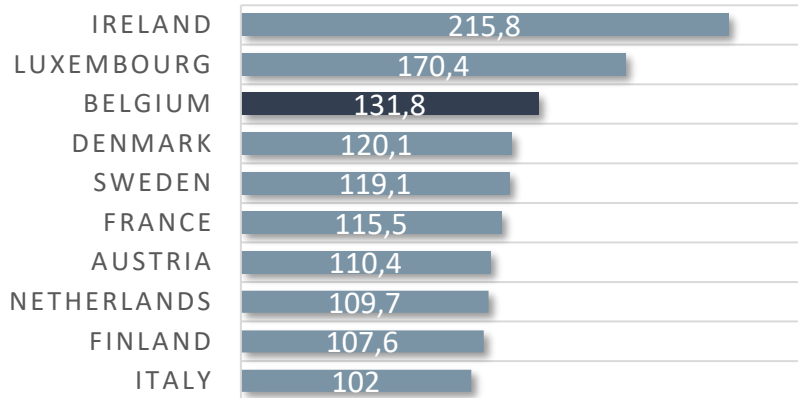


- Belgium is a trilingual country (French / Dutch / German)
- International organisations attract a wide range of multilingual talent
- English proficiency Index: Belgium 6th at world level (Education First, 2021)

Source: IMD, 2020. Public Expenditure on Education - Ratio of students to teaching staff
- Apprenticeships - Employee Training - Female Labor Force - Health Infrastructure.

Labour productivity

Per person employed and hour worked



Sources: Eurostat 2021





Global leader in...





Global leader in... The Life sciences industry



EU's 2nd largest exporter of medicine & vaccines and 3rd largest producer

Exports amounted to \$41 billion Euro, equivalent to 14.4% of total EU exports.



1st in the world for the Number of clinical trials per capita

11,345 from 2008 to 2022 (PharmaIQ)



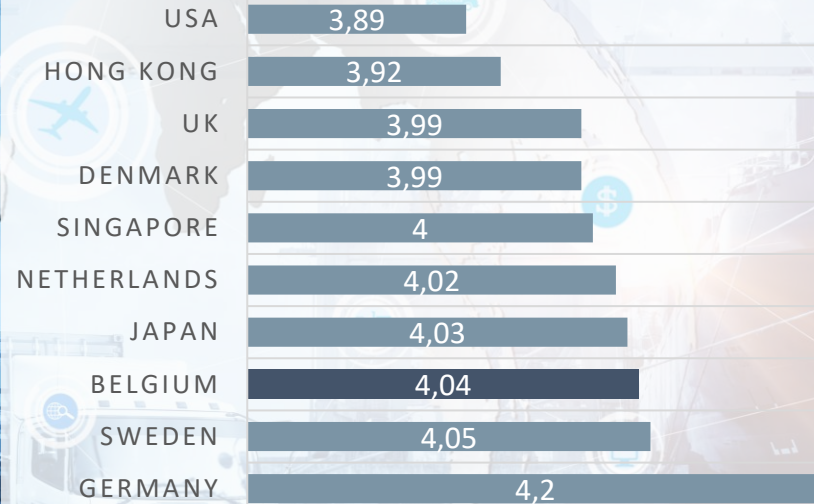
Biotechnology R&D results per capita ranked 3rd in the world

5% of the global disease treatment drugs developed by the Belgian laboratory

Global leader in... logistics

**Predictable & reliable
supply chains guaranteed**

TOP 10 LOGISTICS PERFORMANCE INDEX (OVERALL)



Source: World bank, Logistics Performance index, 2018.

Predictable & reliable supply chains guaranteed

Extensive trucking network to Europe




- **Very efficient transit connections**
- **Shortest trucking times** to other European cities
- **Direct deliveries** to customers warehouse
- **Most competitive rates**
- **Combines truck loading** with multiple costum status shipments





Savings in terms of cost, mileage and carbon footprint

- Ideally positioned
- Best positioned
- Well positioned



Predictable & reliable supply chains guaranteed

Liege Airport - Cargo-only airport, open 24/7

- **5th** cargo hub in Europe and **1st** cargo hub in Belgium
- **24th** cargo hub Worldwide
- European hub for **Fedex**
- **1 hour** The time between the aircraft landing and the first trucks leaving
- **3,800t** of freight per day
- **Pharma capabilities**-CEIV certification, GDP certified



Alibaba/Cainiao confirms Liege as its European e-commerce hub (e-Hub) in December 2018.



Cargo train liaison between ZhengZhou and Liège was officially launched in October 2018 - operated by ZIH (6 trains/week), with extension to Asia Pacific countries,



Brussels: meeting point for opinion leaders

1st

European congress city

Union of International Associations

2nd

International Congress city

Union of International Associations

1st

**Leading city for foreign
diplomatic representation**


FPS Foreign Affairs



Global leader in... congress organization



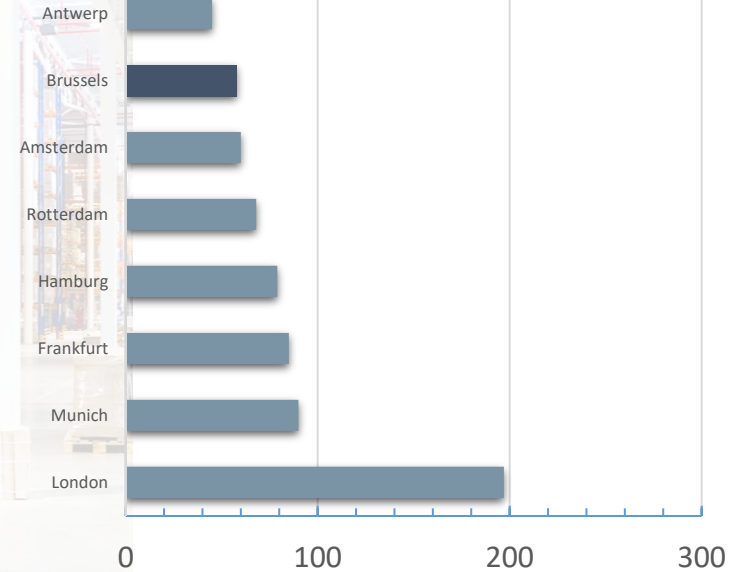
Competitive real estate and cost of living



Source: STATISTA, Prime office rental prices in selected European cities, Q4 2021



Warehouse rent (€/m²/year)

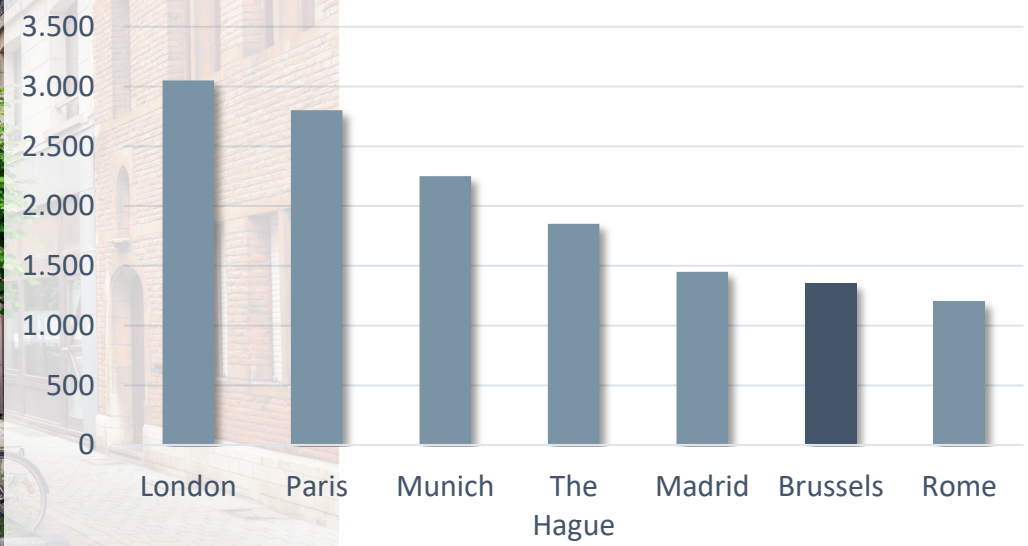


Sources : Statista – 4th quarter 2021



Residential rentals in premium urban locations

Monthly rate for 3-bedroom apartment

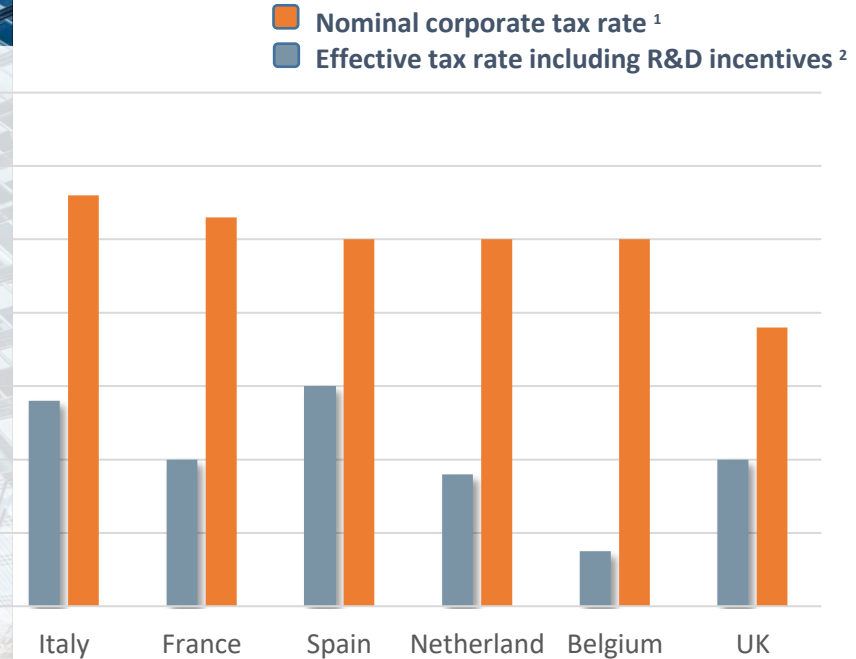
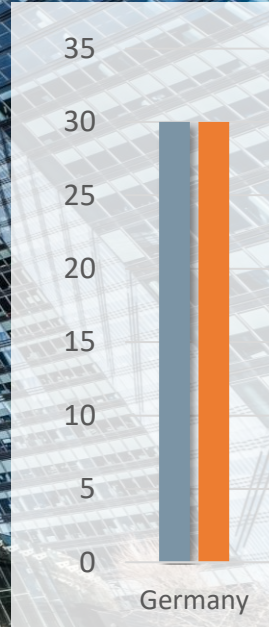


Source: 2021 Current Market Rents, ISRP-eurostat



Business-friendly corporate tax system

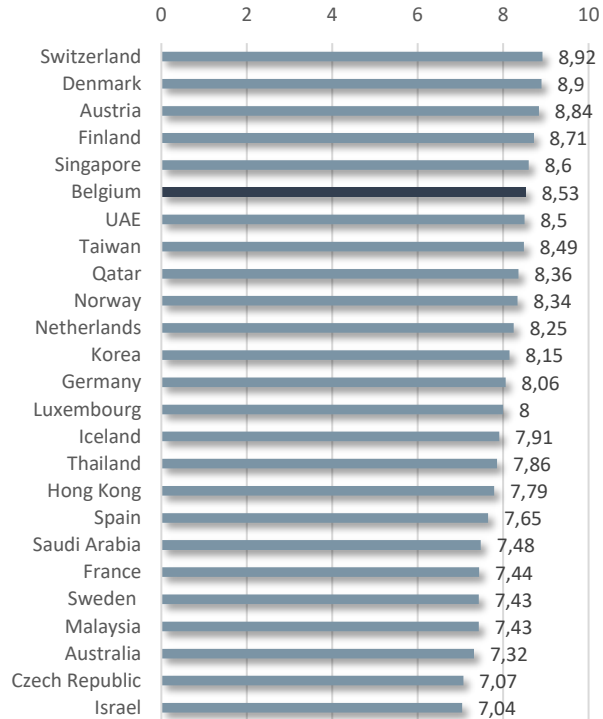
Nominal tax rate and Effective tax rate reduced by R&D tax incentives on innovation income



1 Source: OECD R&D Tax Incentives Database, March 2021

2 Source: Federal Public Service Finance

High-performance health care system



Education and healthcare



Source: IMD World Competitiveness Yearbook 2021

Belgium in the ranking

1st

European city for human potential and lifestyle

Major European City - FT

2nd

European city in terms of languages spoken

Major European City - FT

3rd

European city for Economic potential

Major European City - FT



**At your
service**

③ 3 Regional Government Agencies



③ Support -> Professional / Confidential / Free of charge

- Tax & Legal information
- Company registration
- Guidance to Public bodies
- Finding a site location
- Incubators
- Sectorial expertise
- Employment legislation
- Govt. financial support
- Technological partnership
- European programs
- Build up local network
- Recruitment



**At your
service**

➤ Federal Public Services



Federal
Public Service
FINANCE



KINGDOM OF BELGIUM
Federal Public Service
**Foreign Affairs,
Foreign Trade and
Development Cooperation**

➤ Support -> Professional / Confidential / Free of charge



We look forward to welcoming you in Belgium!

Belgium in a Snapshot is an initiative of the Liaison Office – Belgian Regions and Federal Government



Belgian federal
authorities

