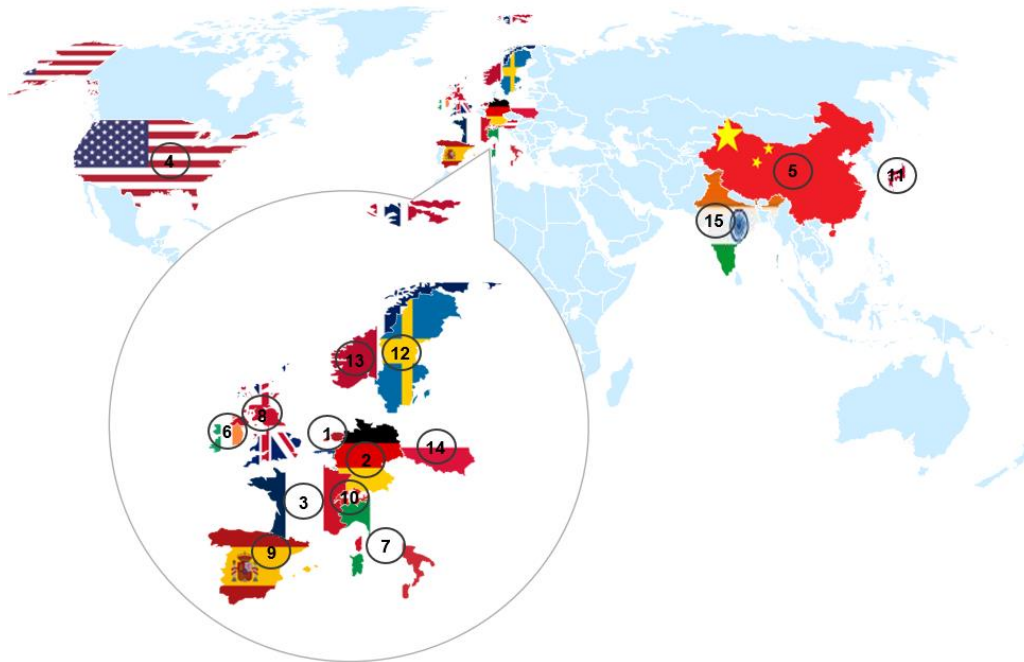

















THE 15 MAIN SUPPLIERS OF BELGIUM AFTER THE FIRST NINE MONTHS OF 2024



		Partner	Total (in million USD)	Total (in million EUR)	Share (in %)	Variation (in %)
1.		Netherlands	76,635.5	72,979.2	20.5	1.2
2.		Germany	46,039.3	43,842.8	12.3	-6.3
3.		France	37,337.8	35,556.4	10.0	-10.1
4.		United States	25,850.9	24,617.6	6.9	-10.7
5.		China	24,672.8	23,495.7	6.6	-8.6
6.		Ireland	15,050.9	14,332.8	4.0	-11.1
7.		Italy	13,917.7	13,253.7	3.7	-1.0
8.		Utd. Kingdom	13,891.1	13,228.4	3.7	-16.3
9.		Spain	9,815.1	9,346.8	2.6	-28.1
10.		Switzerland	7,923.8	7,545.8	2.1	-7.8
11.		Japan	7,904.0	7,526.9	2.1	-10.5
12.		Sweden	7,601.8	7,239.1	2.0	6.6
13.		Norway	5,614.4	5,346.5	1.5	-26.8
14.		Poland	5,377.7	5,121.1	1.4	-22.4
15.		India	4,853.6	4,622.0	1.3	-8.8

→ Exchange rate: EUR/USD 1.0501