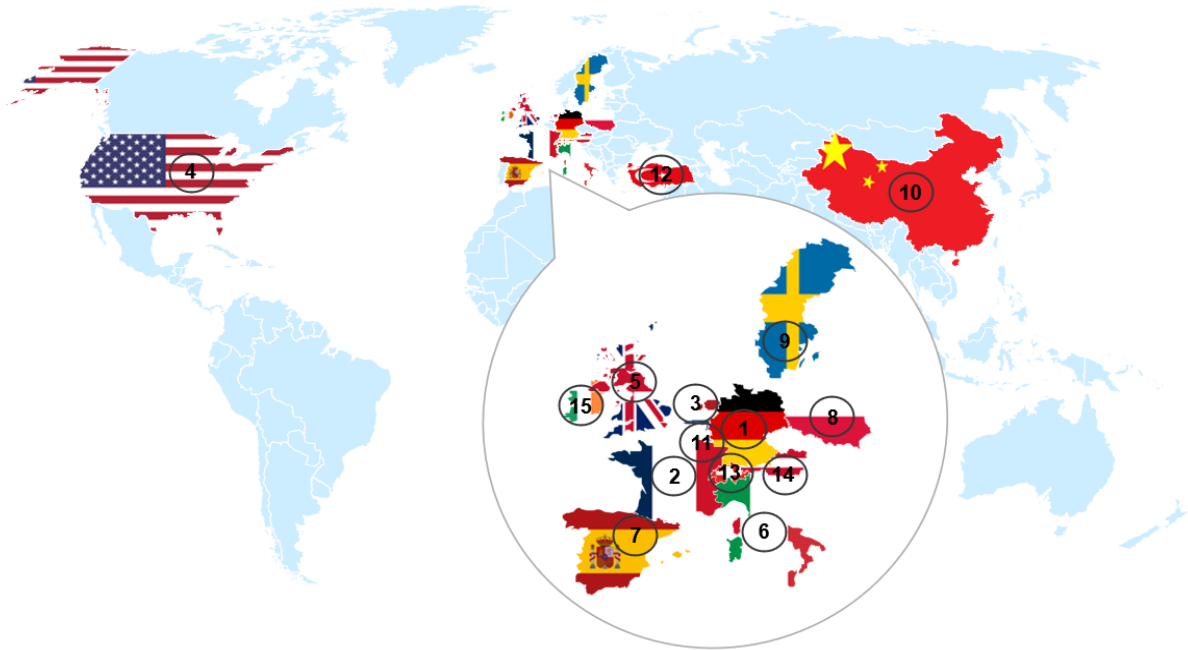

















THE 15 MAIN CLIENTS OF BELGIUM AFTER THE FIRST NINE MONTHS OF 2024



		Partner	Total (in million USD)	Total (in million EUR)	Share (in %)	Variation (in %)
1.		Germany	70,109.8	66,764.9	18.0	-11.0
2.		France	51,636.1	49,172.6	13.2	-9.5
3.		Netherlands	50,830.0	48,404.9	13.0	-7.7
4.		United States	26,230.2	24,978.8	6.7	-0.7
5.		United Kingdom	22,896.8	21,804.4	5.9	-0.8
6.		Italy	18,762.7	17,867.5	4.8	-6.3
7.		Spain	12,966.2	12,347.6	3.3	1.3
8.		Poland	10,963.4	10,440.3	2.8	2.0
9.		Sweden	6,996.3	6,662.5	1.8	-7.1
10.		China	6,266.8	5,967.8	1.6	-6.0
11.		G.D. of Luxembourg	5,455.8	5,195.5	1.4	-11.7
12.		Türkiye	4,982.2	4,744.5	1.3	-13.3
13.		Switzerland	4,546.0	4,329.1	1.2	-0.3
14.		Austria	4,232.5	4,030.6	1.1	-1.7
15.		Ireland	4,070.7	3,876.5	1.0	11.8

→ Exchange rate: EUR/USD 1.0501