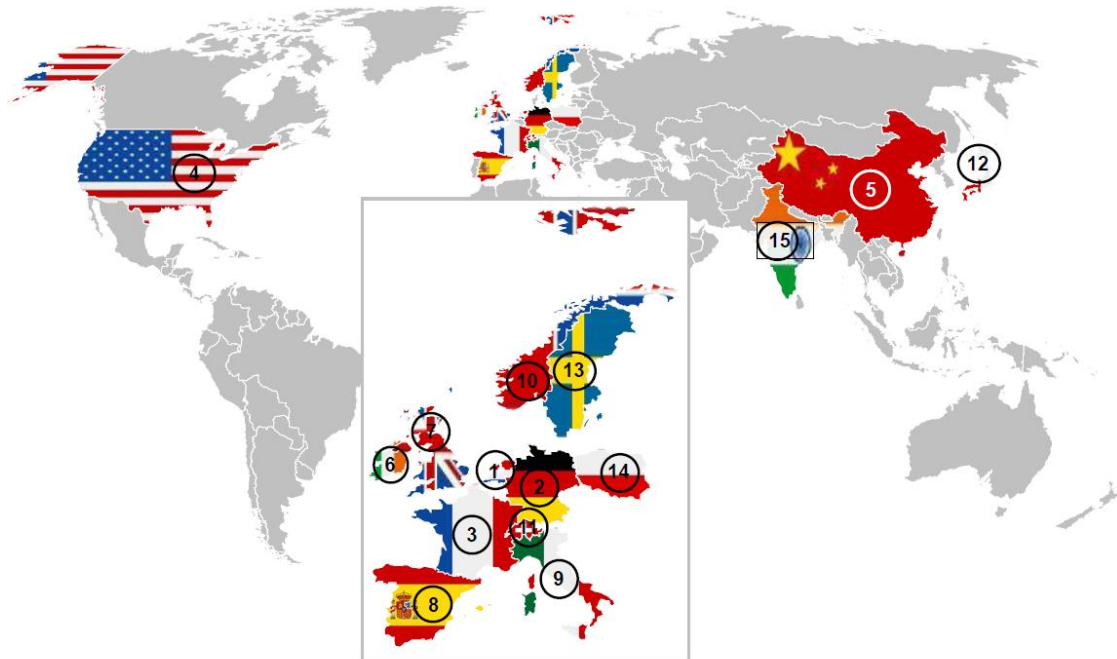

















THE 15 MAIN SUPPLIERS OF BELGIUM AFTER THE FIRST SIX MONTHS OF 2023



	<u>Partner</u>	<u>Total</u> <u>(in million USD)</u>	<u>Total</u> <u>(in million EUR)</u>	<u>Share</u> <u>(in %)</u>	<u>Variation</u> <u>(in %)</u>
	1. Netherlands	52,845.5	48,522.2	18.1	-8.8
	2. Germany	35,539.0	32,631.5	12.1	-10.0
	3. France	29,093.6	26,713.4	9.9	2.5
	4. United States	21,160.9	19,429.7	7.2	10.0
	5. China	18,155.4	16,670.1	6.2	4.0
	6. Ireland	11,319.9	10,393.8	3.9	-24.0
	7. Utd. Kingdom	11,301.8	10,377.2	3.9	-34.1
	8. Spain	11,095.8	10,188.0	3.8	0.0
	9. Italy	10,131.7	9,302.8	3.5	-12.9
	10. Norway	6,153.6	5,650.2	2.1	-30.2
	11. Switzerland	5,919.4	5,435.1	2.0	16.7
	12. Japan	5,726.4	5,257.9	2.0	5.3
	13. Sweden	5,227.0	4,799.4	1.8	17.0
	14. Poland	5,109.5	4,691.5	1.7	21.9
	15. India	3,894.9	3,576.3	1.3	-15.2

→ Exchange rate: EUR/USD 1.0891