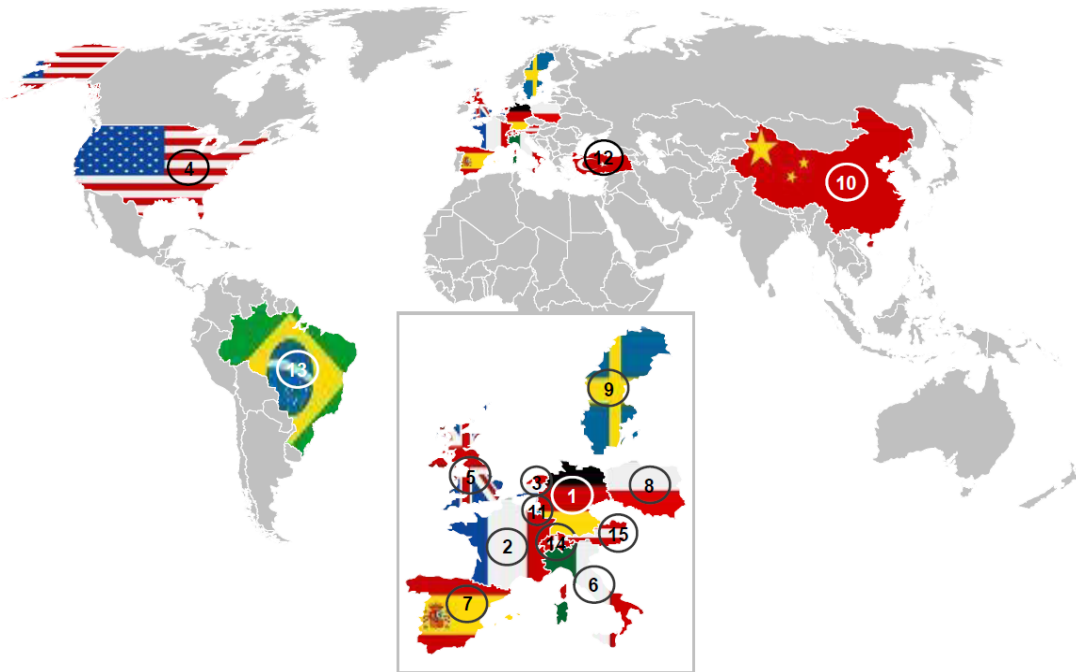

















THE 15 MAIN CLIENTS OF BELGIUM AFTER THE FIRST SIX MONTHS OF 2023



	<u>Partner</u>	<u>Total</u> <u>(in million USD)</u>	<u>Total</u> <u>(in million EUR)</u>	<u>Share</u> <u>(in %)</u>	<u>Variation</u> <u>(in %)</u>
	1. Germany	56,608.2	51,977.0	19.1	-13.4
	2. France	41,297.7	37,919.1	13.9	-3.9
	3. Netherlands	39,493.3	36,262.3	13.3	-9.6
	4. United States	16,758.3	15,387.3	5.7	-10.0
	5. Utd. Kingdom	15,649.6	14,369.3	5.3	-2.4
	6. Italy	14,515.9	13,328.3	4.9	0.2
	7. Spain	9,129.3	8,382.4	3.1	0.6
	8. Poland	7,680.4	7,052.1	2.6	1.7
	9. Sweden	5,534.0	5,081.3	1.9	6.8
	10. China	4,985.7	4,577.8	1.7	17.4
	11. G.D. of Luxembourg	4,450.7	4,086.6	1.5	-8.4
	12. Türkiye	3,978.0	3,652.6	1.3	0.1
	13. Brazil	3,469.7	3,185.8	1.2	29.8
	14. Switzerland	3,314.9	3,043.7	1.1	-8.4
	15. Austria	3,099.3	2,845.7	1.0	-0.8

→ Exchange rate: EUR/USD 1.0891